


My comic strip project

COMIC STRIP PROJECT



TWO OPTIONS:

- 5 (or more) panel comic
- Comic book cover.

EL COMIC

El cómic, comparado con otros medios como la ilustración o la publicidad, tiene un predominio narrativo.

En el cómic la imagen se apoya en el texto.

Se representa el transcurso del tiempo a través de una sucesión de imágenes que forman una secuencia con significado.




Today we are going to learn:

- Some specific narrative techniques used in comics and graphic novels
- To start creating our own comic strips.



Basic Parts Of A Comic



Captions



Narrative device used to convey information that cannot be communicated by speech.

Usually takes the form of a small rectangular box situated in a corner of the panel.

Speech Bubbles




Graphic used to assign ownership of dialogue.



Speech bubbles are used to tell your readers what each character in your comic strip is saying and feeling.

Thought Bubbles



Graphic used to show internal thoughts of a character.



Usually cloud shaped and connected to owner by a series of smaller bubbles.



Onomatopoeia




A word that imitates the sound that it is describing.

Famously used in comics as a pictorial representation of a sound effect.

Your Comic Strip Project


- **Subject Matter:**
 - -Must incorporate at least 1 character.
 - The character must face an **obstacle** and **overcome** it.
 - The comic must be at least 5 Panels long.
 - OR design a comic book cover.
 - Appropriate for school



First, you have to plan your comic!

1. Name of comic?
2. Characters?
3. Story and Plot –

- A. Setting/Location
- B. What is the obstacle?
- C. How will character(s) overcome it?



GLOSSARY

- ▶
- ▶ COMIC STRIP = COMIC O HISTORIETA
- ▶ FRAMES= VIÑETAS. CUADROS DE LA HISTORIETA.
- ▶ CAPTIONS = TEXTO O CARTELERA. RECUADRO QUE REPRESENTA LA VOZ DEL NARRADOR.
- ▶ CHARACTERS= PERSONAJES
- ▶ SPEECH BUBBLES= SPEECH BALLOONS= GLOBOS DE DIALOGO
- ▶ THOUGHT BUBBLES OR BALLOONS= GLOBOS DE PENSAMIENTO
- ▶ POINTER OR TAIL= COLA DEL GLOBO QUE INDICA QUIEN HABLA
- ▶ ONOMATOPOEIA= ONOMATOPEYA. SONIDOS E INTERJECCIONES DE LOS PERSONAJES.
- ▶ PUNCH LINE= REMATE. GENERALMENTE FINAL COMICO.
- ▶

THE END

▶ LET'S WORK